




Midjourney

Ai generated image

Patrick Bellair
CEO - La Dictature du Beau
Agence de Communication Digitale
Design WEB & Mobile - Marketing Digital - Web Dev

LA DICTATURE DU BEAU - GENEVE
Rue de l'Arquebuse, 10
1204 Genève
Téléphone: +41 22 519 63 87
Mail: pb@ladictaturedubeau.com
<https://ladictaturedubeau.com/>

LA DICTATURE DU BEAU - PARIS
25 avenue du président Kennedy
93360 Neuilly plaisance
Whatsapp : +336 60 76 40 22
Mail : pb@ladictaturedubeau.com
<https://ladictaturedubeau.com/>



<https://www.linkedin.com/in/patrickbellair/>



Programme d'intelligence artificielle générative.

Génère des images à partir de descriptions en langage naturel, appelées "prompts".
Créé et hébergé par un laboratoire de recherche indépendant basé à San Francisco.
Fondée par David Holz, la version bêta a été lancée le 12 juillet 2022.
Nous en sommes actuellement à la version 5.1 et son coût est de 8 \$ par mois.

<https://midjourney.com/>
<https://discord.com/download>



Anatomie d'un "Prompt"

1. Démarrer par la commande: /imagine

2. Donner éventuellement une image de référence

3. décrire spécifiquement une scène :

Sujet : personne, animal, personnage, lieu, objet, etc.

Style de votre sujet : ex couleurs de cheveux, couleur des yeux etc

Attitude de votre sujet : ex assis, debout, en train de courir etc

Stylisme de votre sujet : ex des bottes noires et un manteau d'hiver

Expression de votre sujet : heureux, malheureux, fâché etc

Environnement (Background) : ex à paris, sur la lune, dans Narnia, sous l'eau etc.

Support : ex photo, peinture, illustration, sculpture, gribouillage, tapisserie, etc.

Éclairage : ex doux, ambient, couvert, néon, éclairage de studio, etc.

Couleur : vibrante, atténuée, vive, monochromatique, colorée, noir et blanc, pastel, etc.

Ambiance : calme, sereine, animée, énergique, etc.

Composition : portrait, plan rapproché, gros plan, vue aérienne, etc.

4. Ajouter des paramètres techniques

Exemple :

/imagine an instagram man, with black hair and blue eyes, sitting on a chair in a bar, wearing a white shirt, unsplash -ar 4:5 -s1000 -q 2 --v 5.1



Principales commandes Midjourney

/imagine

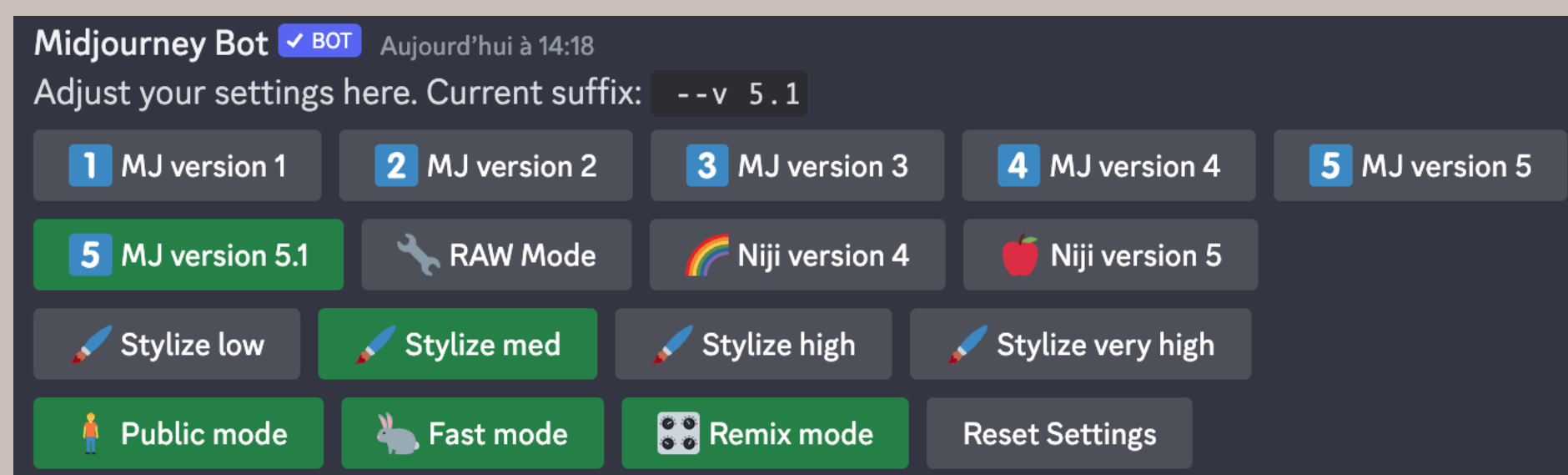
Pour créer une image

Exemple : /imagine a dog



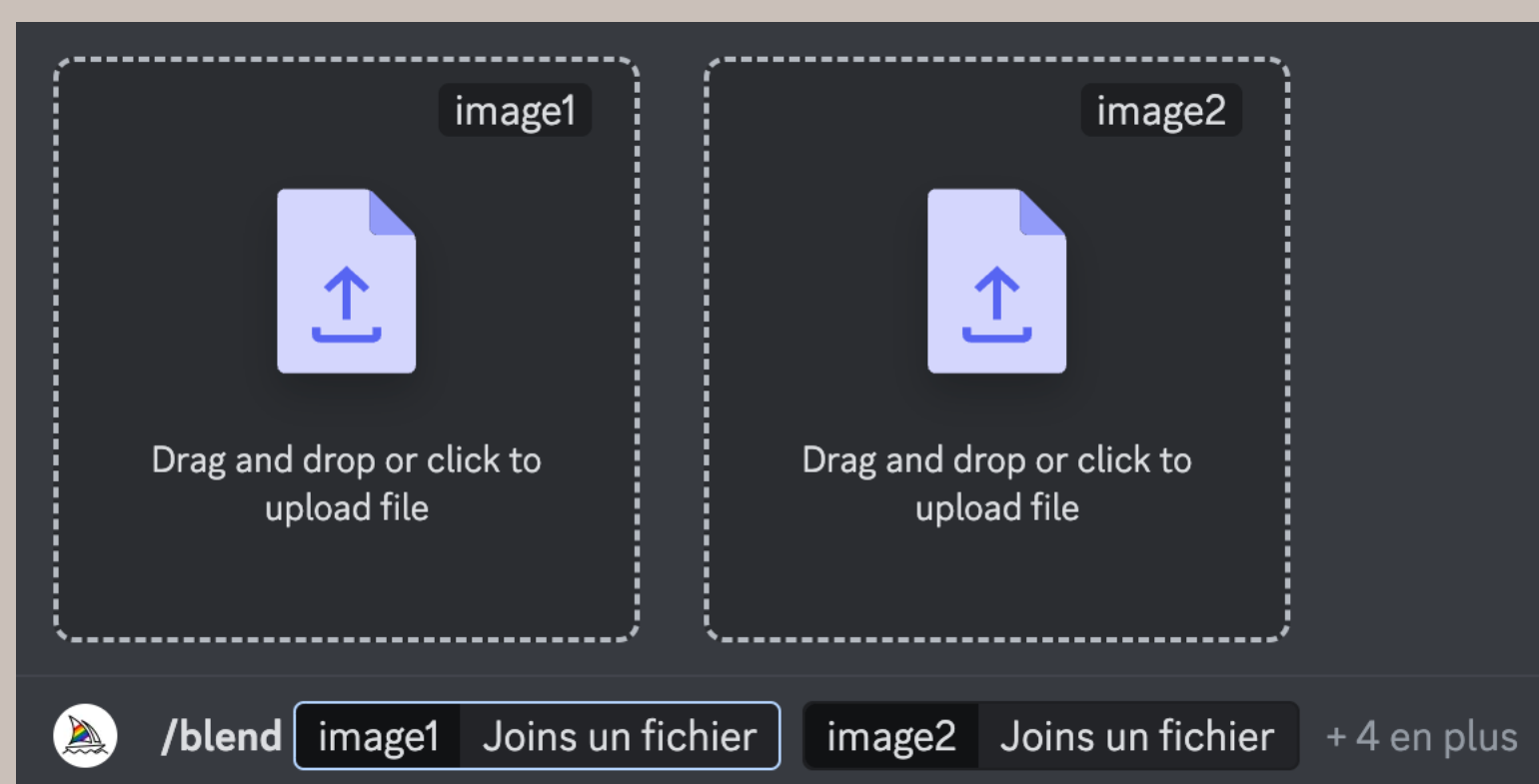
/settings

Pour changer les paramètres de Midjourney



/blend

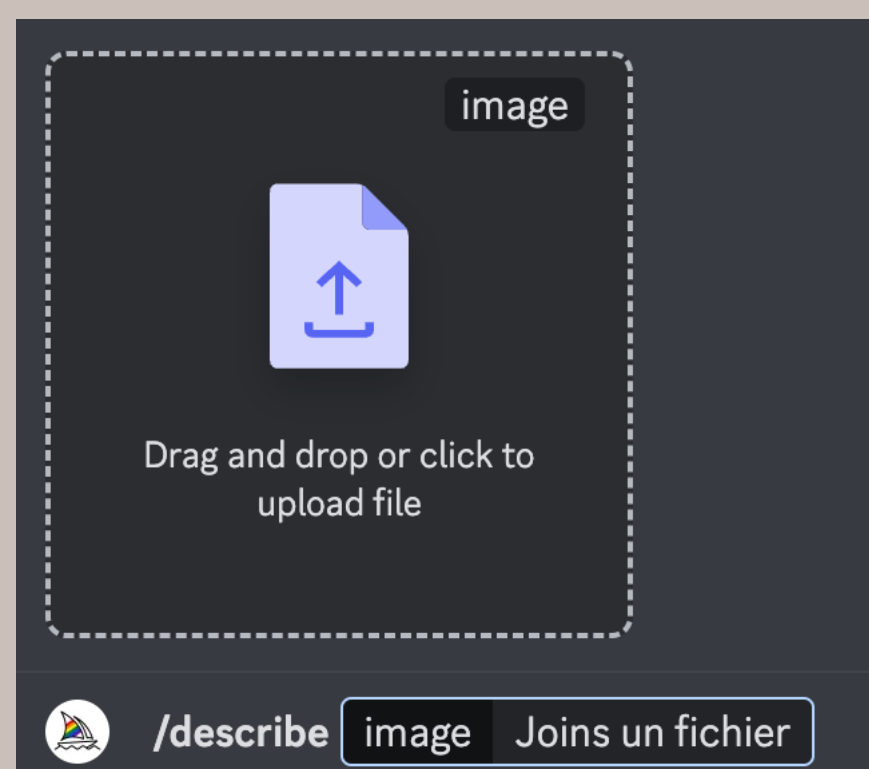
Pour marier jusqu'à cinq images



Principales commandes Midjourney

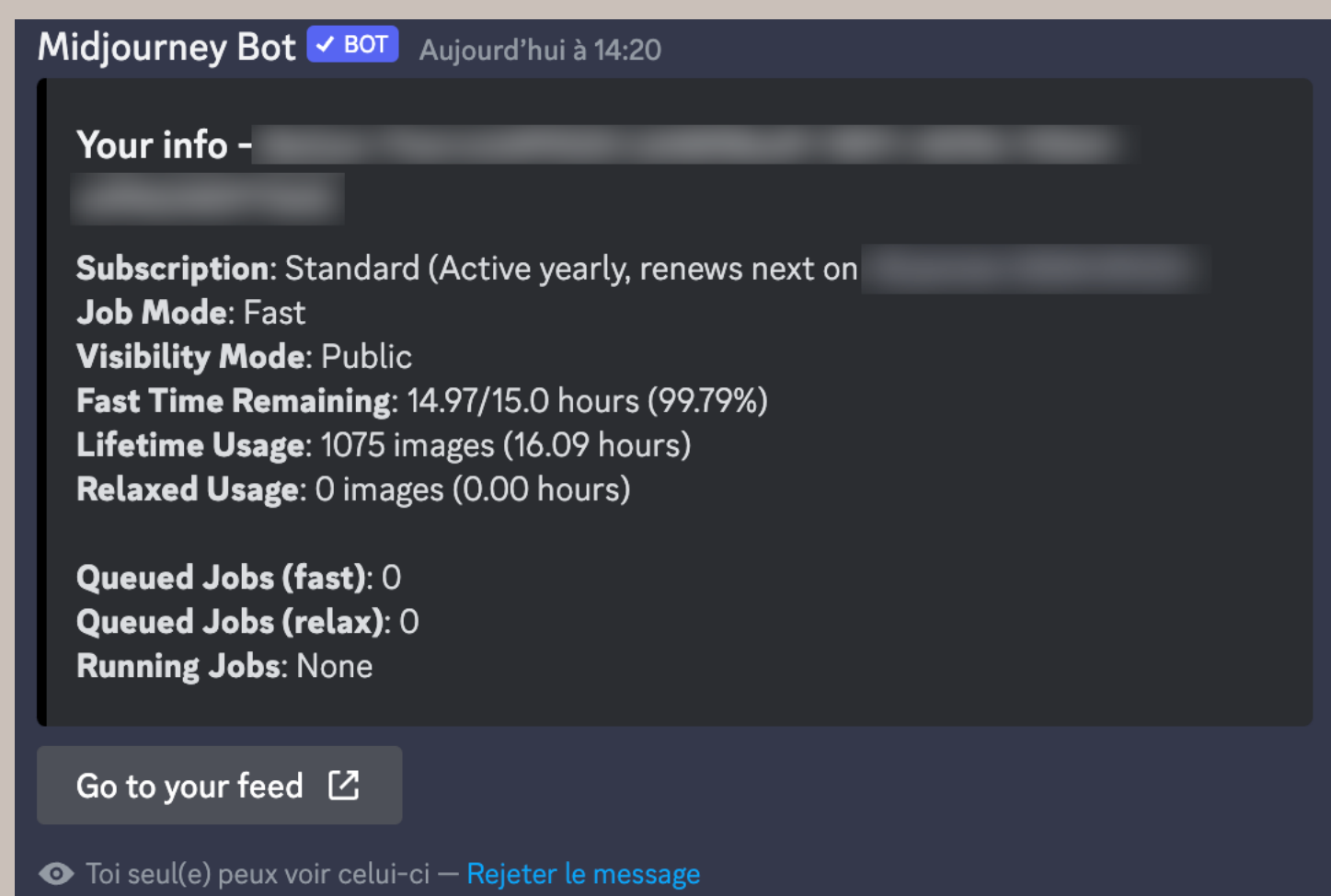
/describe

Génère quatre exemples de requêtes basées sur une image que vous téléchargez.



/info

Affiche les informations concernant votre compte ainsi que les tâches en attente ou en cours d'exécution.



Principales commandes Midjourney

/shorten

Analyser un prompt et découvrir les mots les plus importants

Important tokens

an **instagram** (0.50) woman (0.10), **rococo greebles** (0.71) maximalism (0.17) fashion (0.02) style (0.00), intricate (0.16) **pastel** (1.00) fashion (0.02), by **Alexander McQueen** (0.23), **unsplash** (0.58) -ar (0.00) 4:5 (0.01) -s1000 (0.00) -q (0.00) 2 (0.00)



Shortened prompts

- 1 instagram woman, rococo greebles maximalism, intricate pastel, Alexander McQueen, unsplash
- 2 instagram, rococo greebles maximalism, intricate pastel, Alexander McQueen, unsplash
- 3 instagram, rococo greebles, pastel, Alexander McQueen, unsplash
- 4 instagram, rococo greebles, pastel, unsplash
- 5 rococo greebles, pastel

Click on a button to imagine one of the shortened prompts.



Principales commandes Midjourney

/subscribe

Génère un lien personnel pour souscrire un abonnement

Plan	Price	Billing Cycle	Action
Basic Plan	\$8 / month	Billed yearly	Downgrade Plan
Standard Plan	\$24 / month	Billed yearly	Active
Pro Plan	\$48 / month	Billed yearly	Upgrade Plan

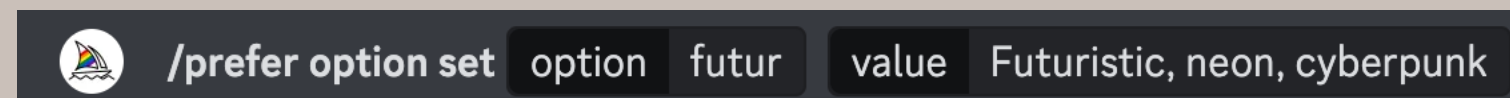
/prefer option set

Définir le nom d'une option et sa valeur

ex : Nom: Logo - Value: 2d, flat design, Black color, white background

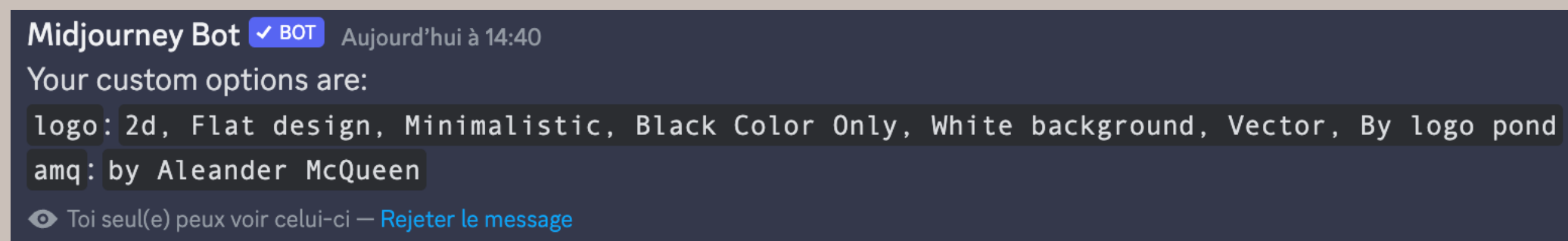
Pour activer ajouter ce paramètre à la fin d'un prompt: --logo

Note : ne pas mettre de valeur pour supprimer un élément

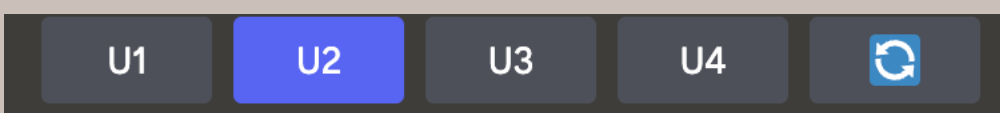
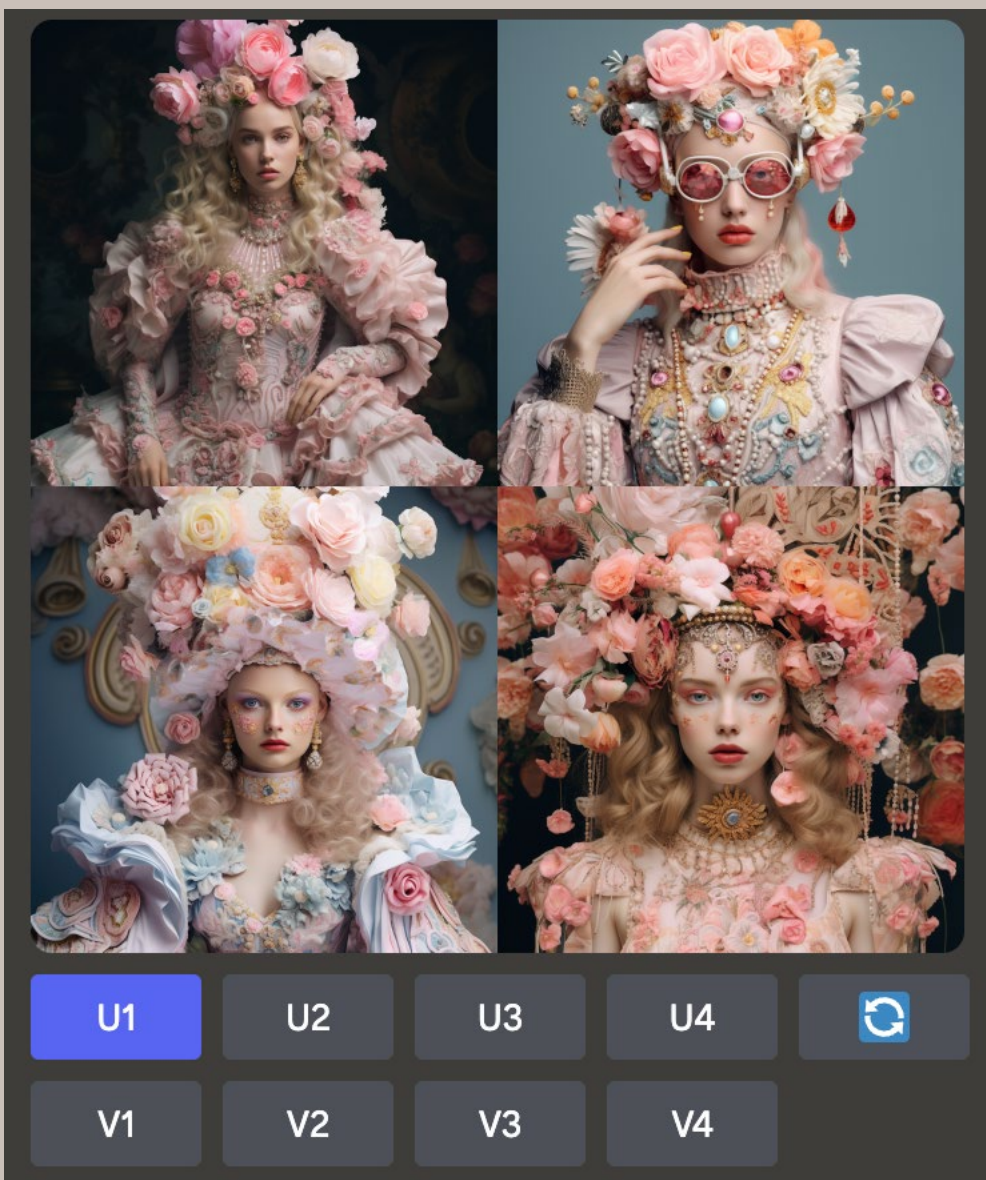


/prefer option list

Pour voir la liste des options que l'on a enregistré




Options après rendu - Midjourney



U1 - U2 - U3 - U4

Faire une sortie de l'image en «Haute définition» (1024x1024)


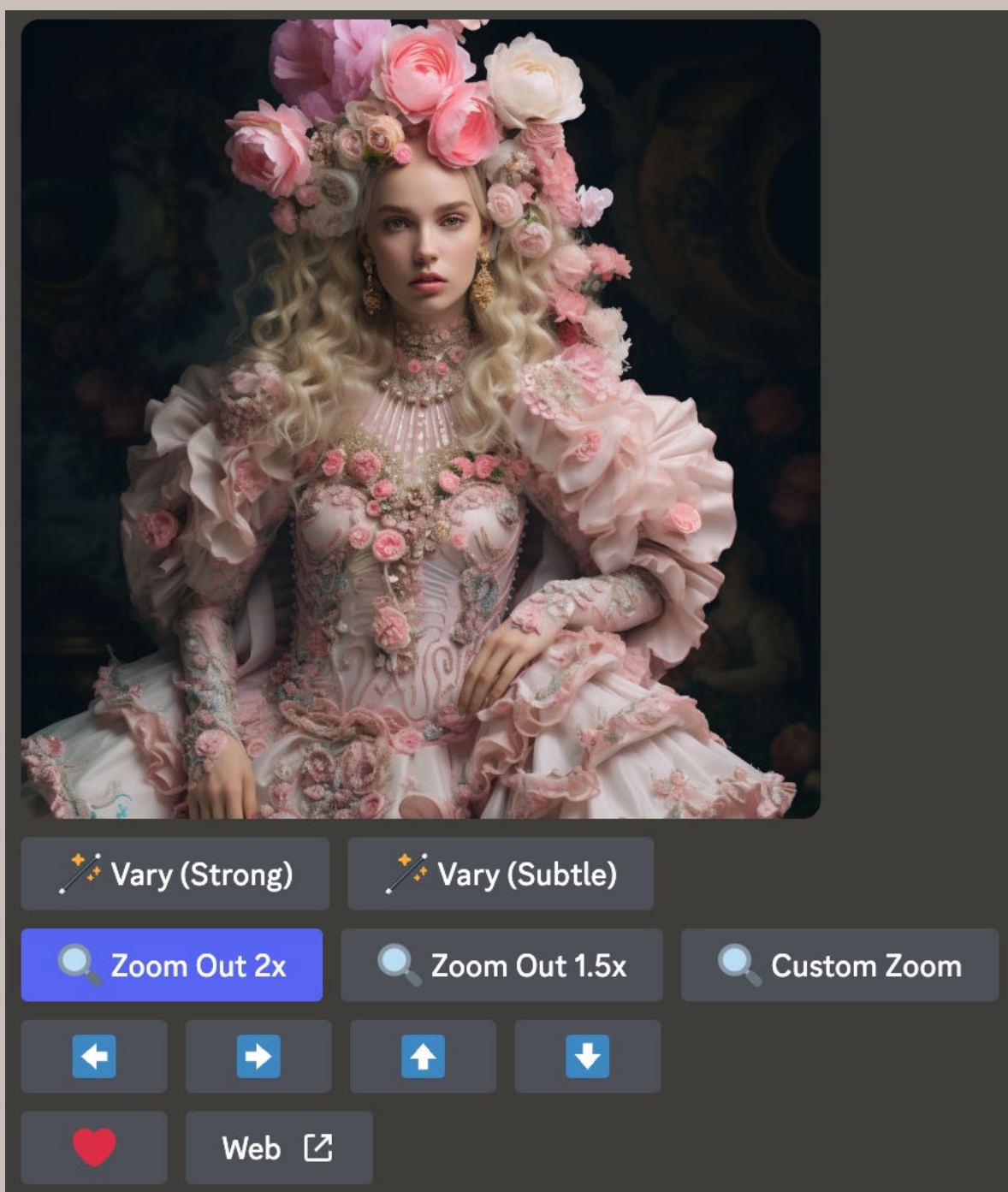


V1 - V2 - V3 - V4

Faire une variation de l'image

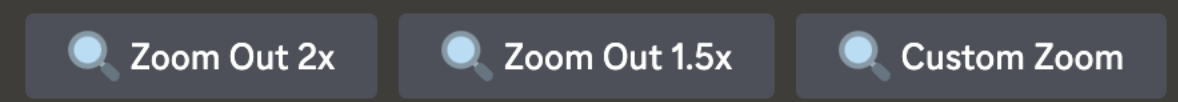


Options après rendu - Midjourney



Vary (Strong) or (Subtle)

Faire une variation forte ou subtile de l'image rendue



Zoom

Dézoomer l'image



Décaler

Agrandir l'image sur la gauche, la droite, le haut, le bas



Principaux paramètres Midjourney

--v 5.2

Version du moteur Midjourney de 1 à 5.2

`/imagine a guy with a cake --v 1`



`/imagine a guy with a cake --v 5.1`



--ar 3:2

Ratio hauteur largeur ex: 16/9ème

<https://docs.midjourney.com/docs/aspect-ratios>

`/imagine a guy with a cake --ar 3:2`



`/imagine a guy with a cake --ar 2:3`




Principaux paramètres Midjourney

--iw 1.5

Définit l'importance d'une image donnée en exemple (de 0.25 à 2)

/imagine <https://s.mj.run/fGyanPnuPAE> a crown --iw 2



<https://s.mj.run/fGyanPnuPAE>

/imagine <https://s.mj.run/fGyanPnuPAE> a crown --iw 0.5



Principaux paramètres Midjourney

--no

Pour faire disparaître des éléments de l'image
/imagine an instagram woman



/imagine an instagram woman --no phone



Principaux paramètres Midjourney

--s 500

Styliser de 0 à 1000 - Les valeurs de stylisation basses produisent des images qui correspondent étroitement à la requête mais sont moins artistiques. Les valeurs de stylisation élevées créent des images très artistiques mais moins liées à la requête.

`/imagine a futuristic cop --s 10`



`/imagine a futuristic cop --s 100`



`/imagine a futuristic cop --s 10`



`/imagine a futuristic cop --s 100`



Principaux paramètres Midjourney

--c 50

Chaos de 0 à 100 Des valeurs de chaos élevées produiront des résultats et des compositions plus inhabituels et inattendus. Des valeurs de chaos inférieures donnent des résultats plus fiables et reproductibles.

/imagine a cop --c 1



/imagine a cop --c 10



/imagine a cop --c 50



/imagine a cop --c 100



Principaux paramètres Midjourney

--weird 250

Ce paramètre introduit une esthétique non conventionnelle excentriques et inattendues dans vos images, aboutissant à des résultats uniques et imprévus.

/imagine a futuristic cop --weird 250




/imagine a futuristic cop --weird 500



/imagine a futuristic cop --weird 1000



/imagine a futuristic cop --weird 3000



Principaux paramètres Midjourney

--q 2

Qualité de .25 à 2 Les paramètres de qualité plus élevés prennent plus de temps à traiter et produisent plus de détails. Des valeurs plus élevées signifient également une utilisation accrue des minutes de traitement par GPU. Les paramètres de qualité n'affectent pas la résolution.

/imagine a guy with a cake --q .25



/imagine a guy with a cake --q 2



Principaux paramètres Midjourney

::3

Pour mettre un ratio d'importance entre plusieurs éléments sur l'image

`/imagine [Wolf, blue eyes, white color>::2, [young kid, red dress>::4`



`/imagine [Wolf, blue eyes, white color>::4, [young kid, red dress>::2`



Principaux paramètres Midjourney

a {red, green, yellow} bird

Permutation : Exécute 3 rendus un rouge, un vert et un jaune

/imagine an instagram woman by {Alexander McQueen, Chanel, Jean Paul Gaultier}



--r 5

Repeat de 1 à 10. Créez plusieurs tâches à partir d'une seule requête. --r est utile pour relancer rapidement une tâche plusieurs fois.



Principaux paramètres Midjourney

--tile

Génère des images pouvant être utilisées comme motifs répétitifs pour créer des motifs qui se répètent à l'infini.

/imagine space Odyssey --tile



Principaux paramètres Midjourney

--seed 2023

0-4294967295 - Pour travailler sur une seed spécifique afin que le résultat soit "identique"

/imagine A cute little rabbit wearing Hanfu, holding a flower, detailed bokeh, photograph shot on kodak --seed 1234



/imagine A cute little rabbit wearing Hanfu, holding a Katana, detailed bokeh, photograph shot on kodak --seed 1234



Principaux paramètres Midjourney

--niji 5

Génère des images dans un style manga/Anime

/imagine an instagram woman --niji 5



--style scenic / cute / expressive

Variation du style Niji ex : --niji 5 --style cute

/imagine an instagram woman --niji 5 --style {scenic, cute, expressive}



Ex de prompts Midjourney

Cinematic:

Anatomie: /imagine (cinematic still), (film by), (scene/subject/action), (Light), (camera lens/angle), (Parameter —)

Exemple 1: /imagine cinematic still, film by Quentin Tarantino, a leading actress, medium shot, 35mm —ar 2:1 —q 2



Exemple 1: /imagine cinematic still, film by Guillermo del Toro, a house on a hill, stormy day, wide angle —ar 2:1 —q 2



Ex de prompts Midjourney

Portrait :

Anatomie: /imagine (Angle), (subject/scene/action), (Style), (Background), (Color, Light), (Camera, lens), (Parameter —)

Exemple 1: /imagine portrait of a 20 years old woman, hairdresser blond hair, green eyes, Detailed skin texture, chapped lips, freckles, Profoto beauty dish, natural light -ar 4:5 -q 2



Exemple 1: /imagine an instagram woman, rococo greebles maximalism fashion style, intricate pastel fashion, by Alexander McQueen, unsplash -ar 4:5 -s1000 -q 2



Ex de prompts Midjourney

Portrait :

Anatomie:

/imagine (illustration Style), (Angle), (subject/scene/action), (Style), (Background), (Color, Light), (Parameter —)

Exemple 1: /imagine palette knife painting of kabukicho at night, by liam wong -s1000 -q 2

Variation: /imagine palette knife painting of a woman portrait, by Françoise Nielly -s1000 -q 2



Exemple 2: /imagine A kid and a cat, painted by lois van Baarle

Variation: /imagine A kid and a cat --niji 5 --style scenic



Ex de prompts Midjourney

3D:

Anatomie: /imagine (Clay 3D model), (Angle), (subject/scene/action), (Style), (Background), (Color, Light), (Parameter —)

Exemple 1: /imagine clay 3D model futuristic neon sneakers

Variation: /imagine clay 3D model futuristic pastel sneakers --niji 5 --style scenic



Exemple 2: /imagine clay 3d model, a young robot woman representing the future of fashion, maximalism greebles fashion style, by Tom ford

Variation: /imagine clay 3d model, a young robot woman representing the future of fashion, maximalism greebles fashion style, by Tom ford, vibrant colors



Ex de prompts Midjourney

Logo:

Anatomie: /imagine (Logo style), (Type of business), (Style), (Background), (Color), (Parameter —)

Exemple 1: /imagine modern logo, for a wedding planner agency, Minimalistic, Flat design, vector, Black and gold color --s 250



Exemple 2: /imagine vintage logo, for a classic car shop, 2d, By logo pond, Colorfull --s 250

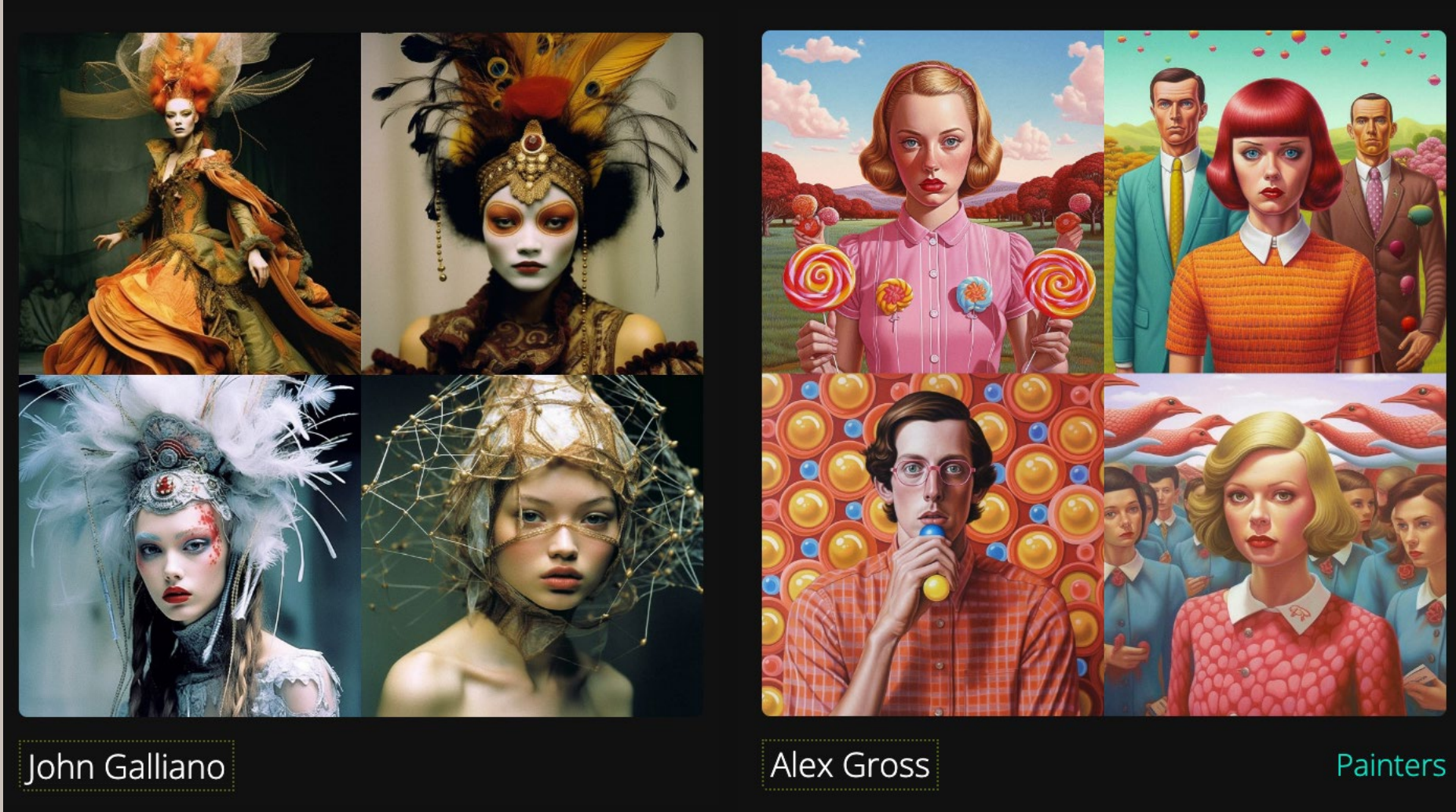
Variation: /imagine vintage logo, for a design agency, 2d, By logo pond, Colorfull --s 250



Comprendre les styles et les rendus


Mid Library

The most advanced library of genres, artistic movements, techniques, titles, and artists' styles for Midjourney AI
<https://www.midlibrary.io/>



THAEYNE'S AI ART

Midjourney library - Explore everything art-related
<https://thayne.com/>



Trouver les bons mots

Ethereal

Delicate and light, often with a heavenly or spiritual quality

Inscrutable

Difficult or impossible to understand or interpret

Ephemeral

Lasting for a short time, transient or fleeting

Synchronicity

The simultaneous occurrence of events that appear meaningful or related, but have no causal relationship

Diaphanous

Light, delicate, and translucent, often referring to fabrics or materials

Quixotic

Idealistic and impractical, often with a romantic or chivalrous quality

Nebulous

Resembling a nebula, indistinct, vague or unclear

Gargantuan

Extremely large or massive, often implying a sense of awe or amazement

Luminous

Emitting light or shining brightly, often with a sense of brilliance or radiance

Euphoric

Feeling intense excitement and happiness

Greebles

A small piece of detailing added to break up the surface of an object and add visual interest

Maximalism

Expresses extravagance and spectacle



ChatGPT Prompt for Midjourney

I want you to act as a prompt engineer. You will help me write prompts for an ai art generator called Midjourney. I will provide you with short content ideas and your job is to elaborate these into full, explicit, coherent prompts.

Prompts involve describing the content and style of images in concise accurate language. It is useful to be explicit and use references to popular culture, artists and mediums. Your focus needs to be on nouns and adjectives. I will give you some example prompts for your reference. Please define the exact camera that should be used.

Here is a formula for you to use(content: insert nouns here)(medium: insert artistic medium here)(style: insert references to genres, artists and popular culture here)(lighting, reference the lighting here) (colors reference color styles and palettes here) (composition: reference cameras, specific lenses, shot types and positional elements here).

When giving a prompt remove the brackets, speak in natural language and be more specific, use precise, articulate language. always output me two full prompt options that are different

You will now receive a text prompt from me and then create three creative prompts for the Midjourney AI art generator using the best practices mentioned above. Do not include explanations in your response. List three prompts with correct syntax without unnecessary words. Do not generate any prompts until I give you specific input to do so. Simply reply with, "Beer me a prompt!" if you understand.



ChatGPT Prompt for Midjourney

Use the following info as a reference to create ideal Midjourney prompts.

- Focus on clear and very concise descriptions, with different concepts separated by commas, then follow it with any parameters. Parameters are not separated by commas.
- Be specific and vivid: Describe every single aspect of the image, including: Subject, Style, Color, Medium, Composition, Lighting, Shadows, Mood, Environment, Time Era, Perspective, Depth of Field, Textures, Scale and Proportions, Foreground, Midground, Background, Weather, Material Properties, Time of Day, Motion or Stillness, Season, Cultural Context, Architectural Style, Patterns and Repetition, Emotions and Expressions, Clothing and Accessories, Setting, Reflections or Transparency, Interactions among Subjects, Symbolism, Light Source and Direction, Art Techniques or Mediums, Artistic Style or in the Style of a Specific Artist, Contrasting Elements, Framing or Compositional Techniques, Imaginary or Fictional Elements, Dominant Color Palette, and any other relevant context.
- Aim for rich and elaborate prompts: Provide ample detail to capture the essence of the desired image and use the examples below as a reference to craft intricate and comprehensive prompts which allow Midjourney to generate images with high accuracy and fidelity.
- For photos, Incorporate relevant camera settings like focal length, aperture, ISO, & shutter speed. Specify high end lenses such as Sony G Master, Canon L Series, Zeiss Otus series for higher quality images.
- Select the aspect ratio by adding the --ar <value>:<value> parameter. Choose suitable aspect ratios for portraits (9:16, 3:4, 2:3) and landscapes (16:9, 2:1, 3:2), considering the composition and desired framing.
- Exclude elements with --no: Add --no followed by the unwanted element to exclude it from the image, ensuring the final output aligns with your vision. Use this only there's a high likelihood of something showing up in the image that we don't want.
- Diversify your prompts: Explore various styles, moods, colors, art mediums, and aspect ratios to create a wide range of visually appealing and unique images.


Here are 6 example prompts. The first 3 are artistic, the last 3 are photos. Use these examples to determine desired length of each prompt.

- Digital art of an enchanting piano recital set within a serene forest clearing, a grand piano as the centerpiece, the musician, a young woman with flowing locks and an elegant gown, gracefully playing amidst the vibrant green foliage and deep brown tree trunks, her fingers dancing across the keys with an air of passion and skill, soft pastel colors adding a touch of whimsy, warm, dappled sunlight filtering through the leaves, casting a dreamlike glow on the scene, a harmonious fusion of music and nature, eye-level perspective immersing the viewer in the tranquil woodland setting, a captivating blend of art and the natural world --ar 2:1
- A heartwarming Disney-Pixar style animation, rich in detail and vividness, featuring a chipmunk and a field mouse as two intrepid animal scouts, standing determinedly at the edge of a dense forest, their matching windbreakers and baseball caps adding a touch of whimsy to their appearance, satchels and gear neatly organized and ready for the grand adventure that lies ahead. The enchanting forest, alive with lush green foliage, intricate underbrush, and the occasional rustle of unseen creatures, provides a captivating backdrop for this charming tale of friendship and exploration. Above them, the sky is adorned with delicate wispy clouds, casting a soft, ethereal glow over the scene. The animation boasts intricate textures and meticulous shading, embodying the signature Disney-Pixar style, creating a sense of depth and immersion that draws the viewer into the magical world of these endearing animal companions and their daring exploits --ar 3:2
- Detailed charcoal drawing of a gentle elderly woman, with soft and intricate shading in her wrinkled face, capturing the weathered beauty of a long and fulfilling life. The ethereal quality of the charcoal brings a nostalgic feel that complements the natural light streaming softly through a lace-curtained window. In the background, the texture of the vintage furniture provides an intricate carpet of detail, with a monochromatic palette serving to emphasize the subject of the piece. This charcoal drawing imparts a sense of tranquillity and wisdom with an authenticity that captures the subject's essence.
- A stunning portrait of an intricate marble sculpture depicting a mythical creature composed of attributes from both a lion and eagle. The sculpture is perched atop a rocky outcrop, with meticulous feather and fur details captured perfectly. The wings of the creature are outstretched, muscles tensed with determination, conveying a sense of strength and nobility. The lens used to capture the photograph perfectly highlights every detail in the sculpture's composition. The image has a sharp focus and excellent clarity. Canon EF 24-70mm f/2.8L II USM lens at 50mm, ISO 100, f/5.6, 1/50s, --ar 4:3
- Astounding astrophotography image of the Milky Way over Stonehenge, emphasizing the human connection to the cosmos across time. The enigmatic stone structure stands in stark silhouette with the awe-inspiring night sky, showcasing the complexity and beauty of our galaxy. The contrast accentuates the weathered surfaces of the stones, highlighting their intricate play of light and shadow. Sigma Art 14mm f/1.8, ISO 3200, f/1.8, 15s --ar 16:9
- A professional photograph of a poised woman showcased in her natural beauty, standing amidst a vibrant field of tall, swaying grass during golden hour. The radiant rays of sun shimmer and cast a glow around her. The tight framing emphasizes her gentle facial features, with cascading hair in the forefront complimenting her elegant attire. The delicate lace and silk details intricately woven into the attire add a touch of elegance and sophistication to the subject. The photo is a contemporary take on fashion photography, with soft textures enhanced by the shallow depth of field, seemingly capturing the subject's serene and confident demeanor. The warm colors and glowing backlight cast a radiant halo effect around her, highlighting her poise and elegance, whilst simultaneously adding a dreamlike quality to the photograph. Otus 85mm f/1.4 ZF.2 Lens, ISO 200, f/4, 1/250s --ar 2:3

You will now receive a text prompt from me and then create three creative prompts for the Midjourney AI art generator using the best practices mentioned above. Do not include explanations in your response. List three prompts with correct syntax without unnecessary words. Do not generate any prompts until I give you specific input to do so. Simply reply with, "Beer me a prompt!" if you understand.



Mes notes et Prompts



Agence de communication digitale
Design - UX - WebDev - Marketing - Photo & Video




Midjourney

Ai generated image

Patrick Bellair
CEO - La Dictature du Beau
Agence de Communication Digitale
Design WEB & Mobile - Marketing Digital - Web Dev

LA DICTATURE DU BEAU - GENEVE
Rue de l'Arquebuse, 10
1204 Genève
Téléphone: +41 22 519 63 87
Mail: pb@ladictaturedubeau.com
<https://ladictaturedubeau.com/>

LA DICTATURE DU BEAU - PARIS
25 avenue du président Kennedy
93360 Neuilly plaisance
Whatsapp : +336 60 76 40 22
Mail : pb@ladictaturedubeau.com
<https://ladictaturedubeau.com/>



<https://www.linkedin.com/in/patrickbellair/>

